



14th Biennial Congress of the European Society of Endodontology

## **REGISTRATION FORM & PROGRAMME**

Edinburgh International Conference Centre  
September 24-26 2009  
Edinburgh, Scotland

[www.esedinburgh.com](http://www.esedinburgh.com)



**Dear Colleagues**

On behalf of myself, Congress President, and President of The British Endodontic Society I am now pleased to be able to bring you the full programme and registration details for the 14th Biennial Congress of the European Society of Endodontology (ESE) to be held in Edinburgh, the historical capital city of Scotland, Thursday 24th to Saturday 26th September 2009.

The ESE has witnessed exponential growth in the past number of years. It is now the umbrella society for 27 national societies with a combined membership of over 4000 and we would like the 2009 Congress to reflect this. We would also like to see those attending who are not necessarily members of a national society but still have an interest in endodontics.


We hope to attract endodontists, GDP's, academics, hospital based dentists, dental technicians, dental nurses and students from both Europe and worldwide who are interested in this field. The scientific programme will both give you an update on state of the art technology but will also allow you to see how various techniques can be incorporated into your everyday practice. There will also be an extensive Trade Exhibition and Pre-Congress Workshops to choose from.

Edinburgh is a vibrant city, packed with history and plenty to offer both culturally and entertainment wise. It is a very compact and safe city making it ideal to explore on foot. The surrounding area is also of course famous for its' scenery, golf courses and whisky tours!

We look forward to meeting you in Edinburgh 2009

**Professor William Saunders**  
Congress President

**Dr John Whitworth**  
BES President 2009/2010



## ESE EXECUTIVE COMMITTEE

### President

Professor Emeritus Gunnar Bergenholtz

### Treasurer

Professor Dr. odont. Dag Orstavik

### Secretary

Professor Claus Loest

### Editor

Professor Paul Dummer

## 2009 CONGRESS ORGANISING COMMITTEE

The 2009 Congress is being organised by the BES Council.  
Specific responsibilities are:-

**Congress President:** Professor William Saunders

**Advertising:** Mr James Aquilina

**Trade Exhibition:** Mr Michael Seare

**Pre-Congress Courses:** Dr Carol Tait, Dr Sanjeev Bhandari

**Congress Treasurer:** Mr Stephen Cawte

**Scientific Programme:** Professor William Saunders,  
Dr Howard Lloyd, Dr Alison Qualtrough;

**Social Programme:** Dr Carol Tait

## VENUE

The Congress will take place in the Edinburgh International Conference Centre (EICC), the venue for all the scientific sessions, trade exhibition, refreshment breaks and lunch, all of which are included in the delegate fee. The EICC is in the centre of Edinburgh and offers world-class facilities.

The address of the EICC is:  
Edinburgh International Conference Centre  
The Exchange, Edinburgh EH3 8EE  
Telephone: +44 131 300 3000  
[www.eicc.co.uk](http://www.eicc.co.uk)

## CONGRESS PROGRAMME

### PRE-CONGRESS COURSES

#### Wednesday 23 September 2009

09.00 – 17.00 hrs. Places are very limited.  
Please check availability on website before booking.

- 1 Non-Surgical Re-Treatment**  
**Dr Arnaldo Castellucci**  
Private Practice, Florence, Italy  
Full Day: Lecture followed by Hands-on  
**Sponsored by Dentsply Maillefer**
- 2 Endodontic Microsurgery**  
**Dr Marga Ree and Mr Michiel De Cleen**  
Private Practices, The Netherlands  
Full Day: Lecture and Hands-on  
**Sponsored by Acteon Satelec**
- 3 Mastering excellence in endodontics**  
**Dr Julian Webber**  
Private Practice, London  
Full Day: Lecture followed by Hands-on  
**Sponsored by Dentsply Maillefer**
- 4 The Wiley-Blackwell Workshop for Writers and Referees**  
**14.00 - 17.00 hrs**  
**Sponsored by Wiley-Blackwell**
- 5 The Literature based State of the Art in Endodontics:2009**  
**Dr Richard Mounce**  
Private Practice, Washington, USA  
Full Day: Lecture and Hands-on  
**Sponsored by SybronEndoEurope**

There will be additional Meetings for the ESE General Assembly and The Flemish Society of Endodontology taking place on Wednesday.

## Wednesday 23 September 2009

Time

1800 – 2000

**Welcome Reception in Cromdale Hall and early Registration**

## Thursday 24 September 2009

Time

Lecture Hall 1

Lecture Hall 2

Lecture Hall 3

Lecture Hall 4

0800 onwards

Registration - Strathblane Foyer

0900 – 0945

**Opening Ceremony**

0945 – 1030

Coffee / Tea

Coffee / Tea

Coffee / Tea

Coffee / Tea

1030 – 1130

**Chair**  
**- Dr John Whitworth**

Aetiology of apical periodontitis – the nature of infection

**Professor Kishor Gulabivala**  
Eastman Dental Institute, London, UK

**Chair - Dr Howard Lloyd**

Final preparation size of the physiological foramen through recognition of the root canal system morphology: evidence based decision making

**Professor Dr Benjamin Briseno**  
University of Mainz, Germany

**Chair - Dr Brett Robinson**

Infectious diseases update: changing risks in a shrinking world

**Professor Jeremy Bagg**  
University of Glasgow Dental School, UK

**Chair - Professor Roland Weiger**

Wladimir Adlivankine Prize Session

1140 – 1240

Biofilms: their distribution in the root canal and their role in treatment failure

**Professor Bill Costerton**  
Allegheny General Hospital and Research Institute, Pittsburgh, USA

Seeking where, when, why and how to locate apical terminus of the root canal preparation

**Professor Vladimir Ivanovic**  
University School of Dentistry, Belgrade, Republic of Serbia

Oral Presentations on freely chosen topics

Wladimir Adlivankine Prize Session

1240 – 1400

Lunch

Lunch

Lunch

Lunch

1400 – 1500

**Chair - Professor William Saunders**

Dental abscess - A microbiological timebomb!

**Professor Michael Lewis**  
School of Dentistry, University of Cardiff, UK

**Chair - Dr Michael Waplington**

Root canal instrumentation by hand: stainless steel versus NiTi instruments

**Professor Dr Edgar Schafer**  
University of Munster, Germany

**Chair - Mr Nigel Foot**

Oral Presentations on freely chosen topics

**Chair - Dr Mark Hunter**

Oral Presentations on freely chosen topics

1510 – 1610

Periapical pathology and the pathogenesis of radicular cysts

**Professor Paul Speight**  
University of Sheffield, UK

Rotary instrumentation: the past, the present and the future

**Dr Howard Lloyd**  
Howard Lloyd Endodontics, Maidenhead, UK

Oral Presentations on freely chosen topics

Oral Presentations on freely chosen topics

1610 – 1655

Coffee / Tea

Coffee / Tea

Coffee / Tea

Coffee / Tea

1655 – 1755

Actinomyces survive in vital host tissues by building biofilms

**Professor Ramachandran Nair**  
University of Zurich, Switzerland

Non-surgical retreatment - desperation or salvation?

**Dr Bun San Chong**  
King's College London Dental Institute and Lister House Endodontic Practice, London, UK

Oral Presentations on freely chosen topics

Oral Presentations on freely chosen topics

Friday 25 September 2009				
Time	Lecture Hall 1	Lecture Hall 2	Lecture Hall 3	Lecture Hall 4
0900 – 1000	<p><b>Chair – Professor Paul Dummer</b></p> <p>Chemical root canal debridement</p> <p><b>Dr Matthias Zehnder</b> University of Zurich, Switzerland</p>	<p><b>Chair – Professor Philip Lumley</b></p> <p>Chronic pain: not all in the mind?</p> <p><b>Professor David Wray</b> Glasgow Dental Hospital and School, UK</p>	<p><b>Chair – Dr Sanjeev Bhandari</b></p> <p>Oral Presentations on freely chosen topics</p>	<p><b>Chair – Dr Francesco Mannocci</b></p> <p>Oral Presentations on freely chosen topics</p>
1000 – 1045	Coffee / Tea	Coffee / Tea	Coffee / Tea	Coffee / Tea
1045 – 1145	<p>How clean is your house? - intracanal medicaments and the single visit controversy</p> <p><b>Dr John Whitworth</b> University of Newcastle, UK</p>	<p>Internal and cervical tooth resorptions: diagnosis and treatment – where are we going?</p> <p><b>Professor Markus Haapasalo</b> University of British Columbia, Canada</p>	Oral Presentations on freely chosen topics	Oral Presentations on freely chosen topics
1155 – 1255	<p>Obturation: Concepts, truths and misconceptions?</p> <p><b>Professor Gerald Glickman</b> Texas A &amp; M University /Baylor College of Dentistry, Dallas, USA</p>	<p>Soft tissue considerations in endodontic surgery</p> <p><b>Dr Peter Velvart</b> Speciality Endodontic Practice, Zurich, Switzerland</p>	Oral Presentations on freely chosen topics	Oral Presentations on freely chosen topics
1255 – 1415	Lunch	Lunch	Lunch	Lunch
1415 – 1515	<p><b>Chair - Dr Anthony Hoskinson</b></p> <p>Complications and procedural mishaps during root canal therapy</p> <p><b>Mr Simon Cunnington,</b> Cunnington Endodontics, London, UK</p>	<p><b>Education Symposium Chair - Professor William Saunders</b></p> <p>Understanding endodontics using virtual reality</p> <p><b>Dr Paul Brown</b> University of Stanford, California, USA</p> <p>Modern digital means to facilitate endodontic education</p> <p><b>Dr Unni Endal</b> Institute of Clinical Dentistry, Blindern, Norway</p>	<p><b>Chair - Dr Stephen Cawte</b></p> <p>Oral Presentations on freely chosen topics</p>	<p><b>Chair - Dr Alison Qualtrough</b></p> <p>Oral Presentations on freely chosen topics</p>
1525 – 1625	<p>‘Finding your way back in’</p> <p><b>Dr Julian Webber</b> The Harley Street Centre for Endodontics, London, UK</p>	<p>The assessment of education in endodontics.</p> <p><b>Professor Michael Manogue</b> Leeds Dental Institute, Leeds, UK</p>	Oral Presentations on freely chosen topics	Oral Presentations on freely chosen topics
1625 – 1710	Coffee / Tea	This session will not take a tea break at this time.	Coffee / Tea	Coffee / Tea
1710 – 1810	<p>Endodontic success and failure - some philosophical aspects</p> <p><b>Dr Thomas Kvist</b> Goteborg University, Sweden</p>	<p>Education - Undergraduate and specialist teaching</p> <p><b>Professor Eric Rivera</b> University of North Carolina, USA</p> <p>Relationship between Organised Dentistry, Board Certification and the development of Advanced Speciality Education programmes in endodontics</p> <p><b>Dr Carl Newton</b> Specialty endodontic practice in Indianapolis and Avon, Indiana USA</p>	Oral Presentations on freely chosen topics	Oral Presentations on freely chosen topics

Saturday 26 September 2009				
Time	Lecture Hall 1	Lecture Hall 2	Lecture Hall 3	Lecture Hall 4
0900 – 1000	<p><b>Chair - Dr John Whitworth</b></p> <p>Endo and implants - a friendly coexistence!</p> <p><b>Dr Uwe Radmacher</b> Germany</p>	<p><b>Chair - Professor Gerald Glickman</b></p> <p>Changing endodontic concepts and outcomes: the multifaceted use of mineral trioxide aggregate</p> <p><b>Dr George Bogen</b> Private endodontic practice, Los Angeles, USA</p>	<p><b>Chair - Mr James Aquilina</b></p> <p>Oral Presentations on freely chosen topics</p>	<p><b>Chair - Dr Paula Ng</b></p> <p>Oral Presentations on freely chosen topics</p>
1000 – 1045	Coffee / Tea	Coffee / Tea	Coffee / Tea	Coffee / Tea
1045 – 1145	<p><b>Chair - Dr Gunnar Bergenholtz</b></p> <p>Traumatology: hands off - and save teeth!</p> <p><b>Dr Frances Andreassen</b> Copenhagen University, Denmark</p>	<p><b>Chair - Professor Kishor Gulabivala</b></p> <p>A new era for NiTi rotary instrumentation</p> <p><b>Professor Gianluca Gambarini</b> University of Rome and private practice limited to Endodontics in Rome, Italy</p>	<p>Oral Presentations on freely chosen topics</p>	<p>Oral Presentations on freely chosen topics</p>
1155 – 1255	<p>Traumatology: Revascularisation of immature teeth with periapical lesion</p> <p><b>Dr Asgeir Sigurdsson</b> Private endodontic practice, Reykjavik, Iceland. Honorary Clinical Teacher in Endodontology at UCL Eastman Dental Institute, London UK.</p>	<p>Do radiographs have a future in endodontics?</p> <p><b>Dr Donald Thompson</b> Dundee Dental Hospital and University of Dundee, UK</p>	<p>Oral Presentations on freely chosen topics</p>	<p>Oral Presentations on freely chosen topics</p>
1255 – 1415	Lunch	Lunch	Lunch	Lunch
1415 – 1515	<p><b>Chair - Professor Vladimir Ivanovic</b></p> <p>Local anaesthetics – risks and controversies</p> <p><b>Dr John Meechan</b> University of Newcastle, UK</p>	<p><b>Chair - Dr Carol Tait</b></p> <p>So much for the endodontics what about the restoration?</p> <p><b>Professor Richard Ibbetson</b> University of Edinburgh, UK</p>		
1525 – 1625	<p>Apical surgery: root-end resection and root-end cavity preparation</p> <p><b>Professor Thomas von Arx</b> University of Berne, Switzerland</p>	<p>New perspectives in adhesive post endodontic restoration</p> <p><b>Professor Dr Antonio Cerutti</b> University of Brescia, Italy</p>		
1625 – 1710	Coffee / Tea	Coffee / Tea		
1710 – 1810	<p>A new vision of endodontic surgery</p> <p><b>Dr Bertrand Khayat</b> Practice limited to Endodontics, Paris, France</p>	<p>Fibre posts and dentine adhesion: the true story</p> <p><b>Dr Francesco Mannocci</b> Guy's Hospital, London, UK</p>		

The Congress Organisers reserve the right to amend the programme as necessary.

## KEYNOTE SPEAKERS



**Dr Frances Andreasen**

Dr Andreasen received her dental training at the University of Michigan, Ann Arbor, Michigan (1971) and post-graduate degree of doctor of odontology from Copenhagen University (1995). Since 1980, she has been actively involved in dental trauma research, with more than 70 scientific publications, related primarily to pulpal responses to acute injury, long-term prognosis after acute trauma and restoration of the traumatized dentition. 'Hands off – and save teeth!' is the common thread in her lectures, whereby clinicians are introduced to correct examination, diagnosis and clinical decision making with emphasis on a conservative and tooth preserving philosophy after acute injury. Under the name Frances Østerfelt, she is the creator of internationally prize-winning animated films.



**Professor Jeremy Bagg PhD, FDS, FRCPATH, FFPH**

Jeremy Bagg qualified BDS (Hons) from the University of Edinburgh in 1979. He was subsequently appointed to a Leckie-Mactier Research Fellowship in the Department of Bacteriology at Edinburgh Medical School and was awarded a PhD in 1982 on the basis of research into bacterial adhesion mechanisms. From 1983 – 1991 he was Lecturer in Oral Medicine & Oral Pathology at Cardiff Dental School, before moving to Glasgow University where he is now Professor of Clinical Microbiology and Head of the Dental School. He is co-author of two textbooks, 10 book chapters and has published over 130 papers in the scientific literature.



**Dr George Bogen**

Dr George Bogen maintains a private endodontic practice in Los Angeles, California. Dr Bogen received his dental degree in 1978 and his certificate in endodontics in 1995, both from USC. He lectures for the postgraduate departments at UCLA, Loma Linda and the VA in Long Beach and is a former Clinical Assistant Professor of Endodontics at USC.

He is the past President of the Southern California Academy of Endodontists, past secretary and trustee of American Association of Endodontists Foundation, currently a member of the Scientific Advisory Board for the JOE, the AAE Corporate Relations Committee and a Diplomate of the American Board of Endodontics. He has published numerous research articles, textbook chapters and has lectured nationally and internationally.



**Prof Dr Benjamín Briseño Marroquín**

Professor Dr Benjamín Briseño Marroquín, D.D.S., MDS. A native of Mexico City, Mexico, Dr. Benjamín Briseño Marroquín received his D.D.S. in 1974 from the School of Dentistry at the Universidad Nacional Autónoma de México in Mexico City, and his endodontics specialty certificate in the same university. He spent eight years in full-time private endodontic practice in Mexico City. He entered academia as an assistant professor at the Ludwig Maximilian University of Munich, Germany in 1983 and obtained the Dr. med. dent. degree at the same university in 1985. In 1993 he was appointed head of the Department of Endodontics within the Department of Operative Dentistry at the Johannes Gutenberg University of Mainz, Germany where his responsibilities included teaching in the undergraduate and postgraduate programmes, conduction and surveillance of research projects and administration. In 1997, Dr Briseño received the German Professor academic degree at the University of Mainz.

Presently his practice is intramural and limited to endodontics in the University of Mainz, Germany. Dr. Briseño is a member of the scientific advisory panel of the Journal of Endodontics, International Endodontic Journal and Deutsche Zahnärztliche Zeitschrift. He has presented over 250 lectures, papers, and continuing education courses in 23 countries, mainly in Europe and Latin America. He has authored or co-authored approximately 90 articles addressing scientific, research and clinical topics.



**Dr W Paul Brown  
DDS, FICD, FACD**

Dr Brown is a Consulting Associate Professor in the Department of Surgery at Stanford University School of Medicine, and is a clinical assistant Professor at the University of the Pacific, and UCSF Schools of Dentistry.

Since 1998 he has been a visiting researcher at the Stanford/NASA Biocomputation Center at Stanford University developing a library of high resolution anatomical models for use in dental and medical education. He has been the PI on 8 grants from the National Institutes of Dental and Craniofacial Research at NIH. He has developed a '3-D Interactive Atlas of Human Tooth Anatomy' which is used in most US dental schools as well as many others around the world. His most recent publication is a '3-D Interactive Atlas of Skull Osteology'. He will publish a '3-D Interactive Atlas of the TMJ, Maxilla & Mandible' this year and is currently working on the development of a dental simulator and its associated curriculum platform.

He is a graduate of the University of Detroit. He has practiced and taught endodontics in California for over 27 years.  
[www.eHuman.com](http://www.eHuman.com)



**Professor Antonio Cerutti**  
M.D. D.D.S.

Professor Antonio Cerutti M.D., D.D.S. received his M.D. degree from the University of Milan and D.D.S. post graduate certificate with laude from the University of Pavia. He is Professor of Restorative Dentistry at University

of Brescia Dental School; Chair and Director of Restorative Department at University of Brescia Dental School; an Active Member of Endodontics Italian Society (SIE); Active and former Board Member of Restorative Dentistry Italian Society (SIDOC) and International Association for Dental Research (IADR) and Editor in chief of Italian Journal of Endodontics.

Professor Cerutti is the author of more than 150 scientific papers and extensive publications in restorative dentistry and endodontics; co-author of the multimedia textbook 'Guidelines in Adhesive Dentistry: the key to success' Quintessenz Verlags-GmbH, Berlin 2007 and textbook 'Restauro estetico-adesivi indiretti parziali nei settori posteriori' Utet Scienze Mediche 2007. He is a lecturer at International congresses and hand-on courses in Europe and the Middle East; principle investigator for several clinical international/national trials based on composite materials and restorative techniques; Analyst and Opinion Leader for clinical trials for major restorative and endodontics manufactures. Professor Cerutti has a Private Practice limited to restorative dentistry and endodontics.



**Dr Bun San Chong**  
BDS (Lond); LDS RCS (Eng); MSC. (Lond); MFGDP (UK); MRD; PhD (Lond); FDS RCS (Eng).

King's College London Dental Institute & Lister House Endodontic Practice, London

Dr Chong received his dental education from University College London Dental School and Guy's Hospital. He has been associated with Guy's Hospital, now part of King's College London, since 1988, where he is involved with the training of future specialists. He is a member of the Editorial Board of the International Endodontic Journal and Editor-in-Chief (UK) of ENDO – Endodontic Practice Today.

Dr Chong is registered with the General Dental Council (UK) as a Specialist in Endodontics and has been in practice limited to endodontics in Wimpole Street, London since 1990. He has published numerous scientific papers and is the Editor and a contributing author of the forthcoming 6th edition of Harty's Endodontics in Clinical Practice.

He has also written a book for general dentists - Managing Endodontic Failure in Practice (available in English, Polish, Dutch, German and Chinese) and contributed to three other major publications - Self-Assessment Picture Tests in Dentistry: Endodontics; Pathways In Practice, Faculty of General Dental Practitioners, Royal College of Surgeons of England; Introduction to Dentistry. Whilst continuing to run postgraduate endodontic courses throughout the UK, he has also lectured worldwide.



**Professor J William Costerton PhD**

J William 'Bill' Costerton, PhD., obtained his B.A. and M.A. in Bacteriology & Immunology from the University of British Columbia. He received his PhD. in Bacteriology from the University of Western Ontario.

After obtaining this degree he went to Baring Union College, Batala Punjab, India where he set up and taught in the Pre-Medical Sciences Department, becoming Dean of Science in 1963. This was followed by Postdoctoral Fellowship in Microbiology at Cambridge University, Cambridge, UK. His academic career continued at McGill University and eventually led to him being a Professor of Biology at the University of Calgary, where he also had an AOSTRA Research Professorship and held the NSERC Industrial Research Chair. From 1993 to 2004 he was Director of the Center for Biofilm Engineering at Montana State University where he also served as Associate Dean for Research of the College of Engineering. Currently, he is Director of the Center for Biofilms in the School of Dentistry at the University of Southern California.

Professor Costerton is internationally recognized for his scientific contributions regarding microbial biofilms. His research career has included studying the ultrastructure of bacterial cell surfaces and examining and stabilizing their extracellular polymers. He and his research team demonstrated the importance of the bacterial glycocalyx in adhesion and biofilm formation in both clinical and natural situations. They also demonstrated the ability of biofilms on artificial implants to have higher resistance to antibiotic therapy and thus be a source of recurring infections. More recently his research has included studies on cell-signaling and the genes involved in biofilm development. He is generally credited with the discovery that bacteria live predominantly in biofilm communities and as such, the founder of the field of Biofilm Microbiology.

Professor Costerton has published over 600 papers in refereed journals and has recently written a book entitled The Biofilm Primer and is series editor for a set of 20 books on biofilms that will be published by Springer. He has been awarded the Canadian Society of Microbiology Prize, the Killam Prize for Scientific Achievement, the Procter and Gamble Prize in Environmental Microbiology by the American Society of Microbiology, a D.Sc. (honoris causa) by the University of Guelph, and been elected to the Life Sciences Division of the Royal Society of Canada.

**KEYNOTE SPEAKERS**



**Mr Simon Cunnington**

Mr Cunnington has his own Endodontic practice in Harley Street, which he has been running full time since 1994. He has recently also joined Specialist Dental Partners in Melbourn, Cambridgeshire on a part time basis as an endodontic specialist.

Originally trained at Guy's in the 70s, Simon undertook an MSc and speciality training in Endodontics at Northwestern University Chicago. Having worked there for a year, after the completion of his course as an Assistant Professor, he returned to work at the Eastman initially full time and then part-time until 1994 - when he was a Senior Clinical Lecturer in the Department of Conservation. He was intrinsically involved in the creation of the MSc course in Endodontics at the Eastman Dental Institute.

In 1991, he became the first European to pass the American Board of Endodontics examinations and in 1996 became part of the College of Diplomates of the American Board of Endodontics. In 1999 he was placed on the GDC's specialist list for endodontics. He has lectured throughout the United Kingdom, Europe and in America.

In the past he has been the British Endodontic Society's representative on the European Society of Endodontology and the SAC in Restorative Dentistry. He was the Senior Executive of the Langham Endodontic Study Club during its first three years.



**Dr Unni Endal**

Dr Unni Endal studied dentistry at the University of Oslo, Norway, where she graduated in 1985. She received her specialist degree in endodontics in 1994 in Oslo. She has worked as a part-time clinical instructor at the Department of Endodontics in Oslo

since 1993. She is presently a Clinical Assistant Professor in Endodontics, and is in charge of clinical and surgical training of the endodontic postgraduate program in Oslo.

Dr Endal is also in charge of the Continuing Education Program in Endodontics in Norway run by the Norwegian Dental Society. Dr Endal is the editor of Visual Endodontics multimedia software, together with Dr Haapasalo and Dr Friedman. She is on the editorial board of Roots and Endo Tribune. She has published articles on pulp diagnostics and root filling techniques, which is now her main area of interest in research. She also works in a private practice limited to endodontics.



**Professor Gianluca Gambarini**

Professor of Endodontics University of Rome, La Sapienza, Dental School.

International lecturer and researcher, he is author of 450 scientific articles, three books and chapters in other books. He has lectured all over the world (more than 300 presentations) and has been invited as a main speaker in the most important international (AAE, IFEA, ESE) and national endodontic congresses in Europe, North and South America, Asia, Middle East, Australia and South Africa. He has also lectured in many Universities worldwide.

Professor Gambarini has focused his interests on endodontic materials and clinical endodontics. He is actively cooperating with many manufacturers all over the world to develop new technologies, operative procedures and materials for root canal treatment. He is an official member of ANSI/ADA and ISO Committees for Endodontic Materials; Active member of IADR, Italian Society of Endodontists (SIE) and European Society of Endodontology (ESE); Associate member of AAE. Former Scientific editor of the Italian Journal of Endodontics (G.It. Endo), official Journal of Italian Society of Endodontists (SIE), Country Representative for Italy in the ESE. Private practice limited to Endodontics in Rome, Italy.



**Professor Dr Gerald N Glickman**

Dr Gerald N Glickman is Professor and Chair of the Department of Endodontics and Director of Graduate Endodontics at Texas A & M University/Baylor College of Dentistry in Dallas. He is a Diplomate of the American Board of Endodontics (ABE) and is past President of the ABE.

Dr Glickman is a consultant for the ADA's Commission on Dental Accreditation and is a member of the American Dental Education Association's Commission for Change and Innovation in Dental Education. He is the President-elect of the American Association of Endodontists. He is a Fellow of both the American College of Dentists and the International College of Dentists. He serves on the editorial boards of the International Endodontic Journal; Oral Surgery, Oral Medicine, Oral Pathology, Radiology, and Endodontics; and is an associate editor of the Journal of Endodontics. He has contributed to major texts in endodontics including the 9th edition of Pathways of the Pulp, the new 4th edition of Principles and Practice of Endodontics, and the new 6th edition of Ingle's Endodontics.



### **Professor Kishor Gulabivala**

Kishor graduated from Birmingham (1980) and spent 3 years in NHS general dental practice in London. Having obtained the MSc in Conservative Dentistry at the Eastman (1983/84), he spent a further two years as a Registrar in the Department.

His Lectureship in Conservative Dentistry began in 1987, during which he completed his higher training in Restorative Dentistry, whilst setting up and running the MSc in Endodontics. He was appointed Consultant in Restorative Dentistry in 1994 and entered the Specialist lists in Restorative Dentistry, Prosthodontics and Endodontics in 2000. His PhD (2004) was on microbiology of root canal flora. He is currently Training Programme Director for Restorative Dentistry at the Eastman Dental Hospital and Chairman of the Specialist Training Committee for Restorative Dentistry in London.



### **Professor Markus Haapasalo**

Professor Haapasalo received his dental degree from the Faculty of Dentistry of the University of Helsinki, Finland in 1978. He received his PhD (Dr odont.) from the University of Helsinki in 1986 on the microbiology of endodontic infections, and

completed his specialization in endodontics in 1987. He has taught and practiced endodontics in private practice and at the university. From 1995 to 2004 he has been a Professor of Endodontics and 1999 - 2004 the Head of the Endodontic Department and director of the Postgraduate Program in Endodontics (from 2001) at Department of Endodontics, Faculty of Dentistry in Oslo, Norway.

From 2004 Professor Haapasalo accepted the position as the professor and head of the Division of Endodontics, and from 2006 as the acting head of the Department of Oral Biological and Medical Sciences (OBMS), Faculty of Dentistry, University of British Columbia, Canada. Professor Haapasalo is a member of the Canadian Dental Association, Royal College of Dentists of Canada (Endodontics), and an Associate member of American Association of Endodontics. He has authored or co-authored over 90 scientific articles in peer-reviewed journals.

Professor Haapasalo is the editor-in-chief of the scientific international journal 'Endodontic Topics', an associate editor of 'Journal of Endodontics', and he serves on the Editorial Board of 'International Endodontic Journal'. He is also a reviewer for several other scientific journals and has contributed to several endodontic textbooks. He is the editor of the 'Visual Endodontics Curriculum' multimedia program.

In clinical endodontics his areas of special interest include instrumentation, irrigation, persistent infections, resorptions and root canal morphology. Professor Haapasalo has received several teaching awards including the Louis I Grossman International Award by the French Endodontic Society in 2007. He is actively lecturing about endodontics worldwide.




### **Professor Richard Ibbetson**

BDS MSc FDS RCS(Eng) FDS  
RCS(Edin) FFGDP(UK)

Director, Edinburgh Postgraduate Dental Institute, Chair of Dental Primary Care, University of Edinburgh, United Kingdom.

Richard Ibbetson graduated from Guy's Hospital Dental School in 1974. He spent twenty years at the Eastman Dental Institute in London beginning as a postgraduate student in the department of Conservative Dentistry. He became Head of Department and latterly established a new department of Continuing Education. In 1999, he was appointed to the Chair of Dental Primary Care and Director of the Edinburgh Postgraduate Dental Institute of the University of Edinburgh.

He has always had a strong interest in the problems presented by the root treated tooth requiring restoration and has enjoyed addressing the Society on this subject on three previous occasions.



### **Professor Vladimir Ivanovic**

University School of Dentistry,  
Department of Restorative  
Odontology and Endodontics,  
Belgrade, Republic of Serbia.

Dr Vladimir Ivanovic graduated in 1976 from the Faculty of Dentistry, University of Belgrade. He gained M.Dent.Sc, PhD and specialization in Oral & Dental Pathology and Endodontology. He was appointed to Professor in Restorative Odontology and Endodontics in 1998 at the University School of Dentistry and has chaired the School Board for Dental Pathology and served as a vice-Dean for postgraduate and undergraduate studies.

Dr Vladimir Ivanovic conducts his research mainly at Belgrade University but also at Edinburgh Dental Institute. His main interests include maintaining vital pulp, resin based composites & adhesive systems and endodontology. He has attended numerous international endodontic seminars and courses to improve his knowledge and skill.

Professor Ivanovic has delivered 100 presentations/lectures both nationally and internationally, published over 60 articles in national and several international journals. He has also published chapters in 4 dental textbooks.

Professor Vladimir Ivanovic is founder and President of the Serbian Endodontic Society, a member of the European Society of Endodontology since 1989, country representative for ESE General Assembly, member of the IADR/CED and school representative for ADEE. He has organized over a dozen endodontic meetings in Belgrade with internationally recognised speakers.

## KEYNOTE SPEAKERS



**Dr Bertrand Khayat**

1, avenue Paul Doumer, 75116  
PARIS, FRANCE  
Tél: 33 (1) 47 27 41 41  
Fax: 33 (1) 47 27 06 75  
E-mail: drkhayat@wanadoo.fr

Dr Khayat is a doctor in Dental Surgery (DDS) University of Paris VII, 1982; Certificate in Endodontics University of Washington 1987; Master of Science in Dentistry (MSD) University of Washington 1987; Assistant Professor of Endodontics University of Pennsylvania; Practice limited to Endodontics, August 1985 to present.

His memberships and offices include President of the Paris Endodontic Study Club (C.P.E.A.); Active member of the American Association of Endodontists (A.A.E.); Active member of the European Society of Endodontists (E.S.E.); Active member of the French Endodontic Society (S.F.E.); Active member of the International Federation of Endodontic Associations (I.F.E.A.).

Dr Khayat has published 15 articles in various journals including the Journal of Endodontics.

Dr Khayat has given over 200 presentations and lectured extensively in France, Belgium, Canada, England, Germany, Greece, Ireland, Israël, Italy, Japan, Lebanon, Morocco, Mexico, The Netherlands, Philippines, Spain, Switzerland, Thailand, Tunisia, Sweden, and the United States of America.



**Dr Thomas Kvist**

Dr Thomas Kvist was born on January 31, 1959 in Borås Sweden. He received his DDS from the Faculty of Odontology, Gothenburg, Sweden in 1983. Subsequently he worked in private practice in his native town and in Sorrento, Italy.

He completed specialization in endodontics in 1993 and received his PhD in 2001 at the Department of Endodontology, Faculty of Odontology, Gothenburg University. Since January 2009 he is holding a position as senior lecturer in Endodontology at the same department. He has been director of the Postgraduate Program in Endodontics at the Specialist Clinic for Endodontics at Public Dental Service in Gothenburg and is currently head of the clinic. Dr Kvist is a member of the editorial board of the International Endodontic Journal.



**Professor Michael A O Lewis**

PHD, BDS, FDSRCPS, FDSRCS (ED), FDSRCS (ENG), FRCPATH, FHEA

Professor Lewis is Professor of Oral Medicine and Associate Dean for Postgraduate Dental Studies at Cardiff University. He is also Dean of the Dental Faculty of the Royal College of Physicians and Surgeons of Glasgow.

Professor Lewis has published over 200 scientific articles, co-authored six medical textbooks and delivered more than 450 postgraduate lectures worldwide. In addition he is the Immediate Past President of the British Society for Oral Medicine, Dental Member of the Advisory Council for Misuse of Drugs (Home Office) and Dental Member of the Scientific Advisory Committee on Antimicrobial Resistance and Healthcare Associated Infection (Department of Health).

Research interests include; Molecular analysis of Candida species, Prevotella species and anginosus-group streptococci; Bacterial pathogenicity and antibiotic susceptibility; Biofilms; Orofacial herpetic infection; Therapeutic use of antimicrobial agents; Prevention and control of infection.



**Dr Howard Lloyd**

BDS, MSc, FDSRCS(Edin), FDSRCS(Eng), MRD, FICD

Howard graduated in 1989 from University College London Dental School. After five years' hospital dentistry he undertook a part-time MSc in endodontics at the Eastman

Dental Institute, graduating in 1996. Since then he has worked in limited practice and was admitted to the GDC Specialist Register in endodontics in 1998. He started his own referral practice in 2000.

He holds a part-time teaching post at the Eastman Dental Institute department of Continuing Professional Development and has spoken at dental meetings in Europe, Africa and the Middle East.

He has been Honorary Treasurer of the British Society of Endodontics and is currently its Vice President and European Representative. He is a member of the British Society for Restorative Dentistry, the American Association of Endodontics, the International Association of Dento-Maxillo-Facial Radiology and is a certified member of the European Society of Endodontology. His main clinical interests are non-surgical re-treatment and preventing unnecessary extractions.



#### **Dr Francesco Mannocci**

Dr Francesco Mannocci (MD, DDS, PhD) is a Specialist in Endodontics and Restorative Dentistry. He is Senior Lecturer-Honorary consultant and Head of Endodontology at King's College London. Dr Mannocci started his

research activity in 1996. Since then he has authored 40 papers in international peer reviewed journals and 25 papers in other journals.

Dr Mannocci has worked extensively on subjects including restorative dentistry, dental material science, endodontics, dental anatomy and histology. Dr Mannocci has recently published the book 'Adhesive restorations of root canal treated teeth' (Quintessence 2007).



#### **Professor Michael Manogue**

Professor Michael Manogue is Director of Education at the Leeds Dental Institute (UK). He has led the introduction of a radical undergraduate dental programme, which integrates science and clinical dentistry

throughout. Work is ongoing to further harmonise the programme with Europe and it is likely that an Integrated Masters (BSc and MChD) will be the result. He has also headed the development of a Professional Doctorate (MClinDent) in Clinical Dentistry at Leeds. He is the Editor in Chief of the European Journal of Dental Education and sits on the Executive of the Association for Dental Education in Europe. He is a National Teaching Fellow.



#### **Professor P N Ramachandran Nair** BVSC, DVM, PhD (Hon)

Institute of Oral Biology, Centre of Dental and Oral Medicine, University of Zurich, Switzerland.

Professor Nair graduated from the University of Kerala, India; was a postgraduate student at the Federal Institute of Technology (ETH), Zurich, Switzerland, and received his doctorate from the University of Zurich, Switzerland (1973). In 1978 he joined the Institute of Oral Biology at the University of Zurich, Switzerland where he has been full-time Senior Scientist. He has been an Adjunct Professor (since 1997) at the University of Connecticut Health Centre, Farmington, USA; a Visiting Professor at the Eastman Dental Institute, University College of London (since 2004) and an Honorary Professor at Dental Schools in Dharwad (since 1992) & Madras (since 2002), India.

Professor Nair authored over 100 original publications and presented more than 250 invited lectures in 24 countries. He is a founding member of the Swiss Society for Endodontology of which he has been the Chairman of the Research Committee. He serves as a member of editorial boards and scientific review panels of several basic science and dental clinical journals. For his contributions to Endodontology, Professor Nair received an honorary PhD (Dr.Odont.h.c.) from the University of Umeå, Sweden (1998) and research awards from the Mexican Association of Endodontics (2004), Samuel Seltzer Prize from the USA (2005) and distinguished Alumni Award (India 2006).



#### **Dr John Meechan**

John Meechan is a Senior Lecturer and honorary consultant in Oral Surgery at Newcastle University in the United Kingdom.

He qualified in Glasgow with a BSc in 1974 and BDS in 1977. He has Fellowships in Dental Surgery from the Royal Colleges of Edinburgh and Glasgow.

He was awarded a PhD from Newcastle University 1989. He has worked in general dental practice in Scotland and South Wales, held hospital positions in Glasgow and Newcastle, and University positions in Vancouver and Newcastle.

His main research interest is dental local anaesthesia and he has published over 120 papers and authored 7 books. He is past President of the Pharmacology, Therapeutics and Toxicology and Dental Anesthesiology groups of the International Association for Dental Research.

He is the recipient of a Distinguished Scientist Award from the IADR and a King James IV Professorship from the Royal College of Surgeons of Edinburgh.

He chairs the dental injection systems working group of the International Standards Organisation.

## KEYNOTE SPEAKERS



**Dr Carl W Newton**

Professor of Endodontics Indiana University School of Dentistry. Dr Newton received his DDS and MSD from Indiana University School of Dentistry in 1975 and 1977, respectively. He is a Fellow of both the American and International Colleges of Dentistry and is a Diplomate of the American Board of Endodontics.


He is a past Department Chairman and Director of the Advanced Specialty Education Program in Endodontics at Indiana University School of Dentistry and is Past Director of the Endodontic Residency Program at the Richard Roudebush VA Medical Center in Indianapolis. He is a full professor of endodontics and teaches part time in both the predoctoral and graduate programs at Indiana.

He is a Past President of the AAE (1998-99), 2-time Trustee of the AAE Foundation, and past chair of the Endodontic Section of the American Association of Dental Schools. He has served as a Director and Secretary of the American College of Diplomates.

He is President of the American Board of Endodontics 2008-2009. He is a consultant to the Commission on Dental Accreditation and serves on the Scientific Advisory Panel of the Journal of Endodontics. He has published many clinical and scientific articles in refereed journals and several textbook chapters.

He has had a special interest in Evidence-based Dentistry from serving the AAE as the Chair of different Committees on Outcomes Assessment, Strategic Planning, and Evidence-based Endodontics.

He maintains a full-time specialty endodontic practice in Indianapolis and Avon, Indiana.



**Dr Uwe Radmacher**

Dr Radmacher was born 27.09.1963 in Worms. Between 1983-1987 he studied Law at the University of Mannheim and then between 1987-1992 he studied dentistry at the Johann Wolfgang Goethe-

Universität, Frankfurt. Dr Radmacher was assistant professor at Johann Wolfgang Goethe-Universität Frankfurt prosthodontic department with Prof. Dr. H.-Chr. Lauer between 1993 and 1995. 1995-1996 he practised oral surgery, continuing education in private practice of an oral surgeon. Since 1995 he has had a private practice in Lampertheim with Dr Markus Lewitzki and in 2008 Dr Radmacher opened a second office in Mannheim, limited to endo and CT - guided implantology, 3d diagnostic center. His key activities are Endodontology; Implantology and Microsurgery



**Dr Eric Rivera**

Dr Rivera is the recipient of the 1996 AAE Endodontic Educator Award. He has had clinical experience as a GPR Dental Resident at Charlotte Memorial Hospital, private practice as a general dentist, and private practice as an endodontist. He has made numerous

local, state, national and international presentations regarding the field of endodontics. His research areas include the biochemical and functional aspects of collagen cross-linking and structure of dentin related to tooth fracture, the use of calcium hydroxide as a medicament in root canal therapy, and the use of electronic apex locators. He has even worked as a chemist for Burroughs Wellcome and IBM. Dr Rivera has served as a mentor for many dental students and residents. His students have gained state and national recognition from their research experiences and presentations.

Dr Rivera is currently a member of many dental and service associations, including the American Dental Association, International Association for Dental Research, American Dental Education Association, American Association of Endodontics, Iowa Dental Association, and Omicron Kappa Upsilon (honor society). He has been Chair of the Membership Services Committee of the AAE and Past-President for the Section on Endodontics of the AADS. He is a former Director and Founder of the College of Diplomates of the American Board of Endodontics and a former AAE Representative to the ADEA Council of Hospitals and Advanced Education Programs. He has served as Treasurer of the IADR Pulp Biology Group and a member of the Educational Affairs Committee for the AAE. He is currently on the Research and Scientific Affairs Committee of the AAE.



### **Professor Dr Edgar Schäfer**

Professor Schäfer graduated in 1988 in Münster/Germany, 1996 PhD Thesis and Associate Professor. Since 2002 Professor at the Department of Operative Dentistry, University of Münster, Germany. Executive board member of the

German Society of Operative Dentistry (DGZ) from 1995 until 2005, and since 2004 executive board member of the Study group for Endodontology and Traumatology (AGET) associated with the German Society of Operative Dentistry. In December 2006 call on a chair at University of Leipzig, Germany, as Head of the Department of Operative Dentistry and Periodontology (declined to accept).

Certified specialist for Endodontology of the DGZ, active and certified member of the European Society of Endodontology (ESE), associate member of the American Association of Endodontists (AAE) and member of the scientific board of the Journal of Endodontics and several other endodontic journals. Currently Managing Editor-in-Chief of the international journal ENDO-Endodontic Practice Today, co-Editor of a German textbook on Endodontic Problems, author of a German textbook on Endodontic emergency treatment.



### **Dr Asgeir Sigurdsson**

Born and raised in Reykjavik, Iceland. Graduated with cand. odont. (DDS) degree from University of Iceland, Faculty of Dentistry in 1988. After one year in private practice in Akureyri, Iceland, moved to Chapel Hill, NC USA. Graduated in 1992 from

University of North Carolina (UNC) at Chapel Hill, School of Dentistry with certificate in endodontics and Master of Science degree with emphasis on neurobiology and pain perception.

Full time faculty member at UNC School from 1992 until 2004. Appointed as the Graduate Program Director of Endodontics (specialty training) in 1997 and served in that position until 2004. From 2004 an adjunct associate professor at UNC School of Dentistry and in private endodontic practice in Reykjavik. Honorary Clinical Teacher in Endodontology at UCL Eastman Dental Institute, London UK.

Active in many professional organizations like American Association of Endodontists, International Association of Dental Research and is currently the President of the International Association for Dental Traumatology (IADT). Received in 1998 the Edward M Osetek Educator Award, awarded by the American Association of Endodontists.



### **Professor Paul M Speight**

PhD, BDS, FDSRCPS, FDSRCS (Eng), FDSRCS (Edin.), FRCPath

Paul Speight is Professor in Oral and Maxillofacial Pathology and Dean of the School of Clinical Dentistry at the University of Sheffield. He is a diagnostic pathologist with special

expertise in lesions of the jawbones, including odontogenic cysts, and salivary glands. His main research interests are in the field of oral cancer, including biomarkers and studies to evaluate oral cancer screening.

He is a Past President of the British Society for Oral and Maxillofacial Pathology, and of the International Association of Oral Pathologists. From 2003 to 2008 he was Editor-in-Chief of Archives of Oral Biology and he sits on 5 Editorial Boards, including being a senior adviser to Oral Oncology and the British Dental Journal. He is a member of numerous national and international committees including Chair of the Awards Committee and President-elect of the British Society for Dental Research. In 2008 he was honoured with a Distinguished Scientist Award from the International Association for Dental Research.

He has published over 160 original research papers as well as a number of books and book chapters. Recently he co-authored the 4th edition of the Shear's classic text 'Cysts of the Oral and Maxillofacial Regions'.



### **Dr Donald Thomson**

Donald Thomson graduated from the University of Edinburgh Dental School. After completing vocational training in Edinburgh and hospital posts in Bristol, Edinburgh and Glasgow, he commenced training in the specialty of Dental and Maxillofacial Radiology in Dundee and

Glasgow Dental Hospitals. He was appointed as Consultant in Dental and Maxillofacial Radiology at Dundee Dental Hospital and Honorary Senior Clinical Teacher with the University of Dundee in 2006. He has considerable experience teaching undergraduate and postgraduate students in the UK and overseas and is a member of the Council of the British Society of Dental and Maxillofacial Radiology. His interests are salivary and cross-sectional imaging and the Dental Panoramic Radiograph.

## KEYNOTE SPEAKERS



**Dr Peter Velvart DMD**

Following his graduation in Zurich in 1980 Peter Velvart completed a specialty graduate program in endodontics at the University of Pennsylvania. He returned to the University of Zurich as a senior lecturer in endodontics and held the position until 1988. In 1985 Peter Velvart was a visiting Assistant Professor at the Department of Endodontics at the University of Connecticut, Farmington. He was a founding member of the Swiss Endodontic Society and its President for 4 years until 1998. From 1996 to 2002 he was the senior lecturer in Endodontics, University of Basel. Peter Velvart published numerous scientific articles and book chapters and he has lectured worldwide. He serves on the editorial board and is reviewer for several international Journals. He maintains a specialty practice limited to endodontics and microsurgery in Zurich. His current research involves microsurgical soft tissue management.



**Professor Thomas von Arx**

Professor Von Arx graduated from the School of Dental Medicine, University of Berne, Switzerland in 1980. Between 1981 and 1983 he was in Private Practice with Dr H Jeger in Solothurn, Switzerland and then in 1984 he joined the Department of Oral Surgery at the University of Berne and completed his thesis there in 1985. In 1988 he moved to the Department of Oral and Maxillofacial Surgery at the State Hospital, Lucerne. In 1998 he became Visiting Research Professor at the Department of Periodontics, Dental School, The University of Texas Health Science Centre at San Antonio (with Professor Dr David Cochran)

In 1999 Professor von Arx returned to the University of Berne as Assistant Professor and Senior Lecturer in the Department of Oral Surgery and Stomatology and in 2002 he took on the role of Associate Professor, where he is now.

Professor Von Arx has published over 100 articles in peer-reviewed journals on topics such as endodontic surgery, guided bone regeneration in implant dentistry, bone harvesting and dental traumatology.



**Dr Julian Webber**  
BDS, MS, DGDP, FICD.

Born 1952. After qualifying from Birmingham Dental School, UK in 1974, Dr Webber worked as an Associate in a National Health Service Practice for two years before continuing his education at Northwestern University Dental School, Chicago, Illinois, USA. As the recipient of the prestigious Charles Freeman Scholarship of the American Dental Society of Europe he was the first UK dentist to receive a Master of Science Degree and Certificate in Endodontics and returned to the UK in 1978.

Dr Webber has held teaching positions both at Guys Hospital and Eastman Dental Schools in London whilst maintaining a practice limited to Endodontics in central London since 1978. In October 2002, he opened the Harley Street Centre for Endodontics, a purpose built state of the art clinical teaching facility.

Dr Webber devotes much time to teaching and writing having contributed to numerous journals and textbooks on Endodontics and extensively lectured around the world. His major lectures include the British Dental Association, the British Endodontic Society, the Irish Dental Association, the American Association of Endodontists, the European Society of Endodontology, the Dutch Endodontic Society, the Israel Endodontic Society, the Belgian Dental Association, the French Endodontic Society, the French Dental Association, Arab Dentistry (Dubai), AAEDC (Dubai), the Portuguese Dental Association, the Malaysian Society of Endodontology, the FDI Singapore and Australia, South African Dental Association, Spanish Dental Association and Endodontic Society, Ukraine Dental Association and Endodontic Society, Swiss Endodontic Society.

Dr Webber is a former President of the British Endodontic Society, a member of the American Association Endodontists, European Society of Endodontology, a member of both the American Dental Societies of London (past president) and Europe (current vice president), a member of the Pierre Fauchard Academy and a Fellow of the International College of Dentists. He is a faculty member of the Pacific Endodontic Research Foundation in San Diego, California, USA where he has perfected and taught techniques on Microscope, Conventional and Surgical Endodontics. Dr Webber is a visiting Professor at the University of Belgrade, Serbia and Montenegro.

Dr Webber's lectures and courses on all aspects of Clinical Endodontics including many Hands On and Workshops on the use of rotary NiTi and three dimensional obturation techniques are very much in demand and he has travelled widely in the UK and abroad in such places as Australia, New Zealand, Germany, Russia, Turkey, Mexico, Brazil, Argentina, Chile, Colombia, Guatemala, India, China, Taiwan, Hong Kong, Korea.

In 1998, he became Editor in Chief of the Endodontic Practice journal, a clinical endodontic journal which has rapidly grown into a world leader in its field with a large circulation both in the UK and worldwide and is now published in the US and throughout Russia and former CIS (in russian).



**Dr John Whitworth PhD**  
BChD, FDS RCSEd,  
FDS (Rest Dent) RCS

John Whitworth is a Senior Lecturer and Clinical Consultant in Restorative Dentistry, University of Newcastle, UK, where he delivers the undergraduate, graduate and continuing education

programmes in Endodontology. Since 1991, he has led endodontic clinical services in Newcastle. In 1996, he was Visiting Associate Professor in Endodontics, University of Texas at San Antonio. In 2005, he was recipient of the Dental Defence Union UK dental teacher of the year award. An active researcher, he supervises Masters and Doctorate research students and has pursued research interests in local anaesthesia, vital pulp therapy, biomaterials science, health economics and standards of care in practice.

He serves the International Endodontic Journal as Deputy Editor-in-Chief and Associate editor for Review articles, is on the Editorial Boards of 'ENDO: Endodontic Practice Today' and 'Endodontic Practice' and is Endodontic Editor of the Quintessentials of Dentistry textbook series. John has published widely in peer-reviewed and professional journals, and has edited and contributed to a number of standard textbooks in Endodontology. He has been privileged to enjoy teaching engagements in Europe, Scandinavia, North America and Australia. John is the current President of the British Endodontic Society.



**Dr Matthias Zehnder**  
DR. MED. DENT., PhD, PD

University of Zürich, Zürich, Switzerland. Matthias Zehnder was born 1969 in St Gall, Switzerland. He graduated from University of Bern School of Dental Medicine in 1994, where he received his doctoral degree in

dentistry (Dr. med. dent.) in 1996. Subsequently, he worked in private practice and part-time as a postdoctoral research fellow at the Department of Oral Cell Biology, University of Bern School of Dental Medicine. Between 1998 and 1999, he was employed at the Department of Oral Biology and Periodontology, Boston University Goldman School of Dental Medicine. He then took a specialist training in Endodontology at Columbia University School of Dental and Oral Surgery in New York, from which he graduated in 2001.

Currently, he is the head of the Division of Endodontology at the Clinic of Preventive Dentistry, Periodontology, and Cariology, University of Zürich School of Dental Medicine. In addition, Matt has completed a PhD at Turku University in June 2005 and has received a Docent title from the University of Zürich in June 2007. Matt Zehnder's main research interests are in diagnosing pulpal disease using molecular markers, and in developing improved methods to treat infected dental hard tissues.



**Professor David Wray**

Professor of Oral Medicine, Glasgow Dental Hospital and School, 378 Sauchiehall Street, Glasgow G2 3JZ.

Professor David Wray MD (Honours), BDS, MB ChB, FDS RCPS (Glasgow), FDS RCS (Edinburgh), F Med Sci, graduated in both Dentistry and

Medicine in Glasgow University before becoming a Fogarty Fellow in NIH, Bethesda, USA. He worked for ten years in Edinburgh Dental School as a Senior Lecturer in Oral Medicine and Pathology prior to taking up the Chair of Oral Medicine in Glasgow University in 1993. He became Associate Dean for Research in 1994 and was appointed as Dean of Dental Education in Glasgow University from 2000 to 2005. He is a Dental Council Member of the Royal College of Surgeons of Edinburgh, was Chairman of the National Dental Advisory Committee and President of the British Society for Oral Medicine. His research interests include oral ulceration, candidal infections, mucosal immunology and facial pain. He has over 100 publications including 5 books and 22 chapters in books.



## **WLADIMIR ADLIVANKINE EUROPEAN SOCIETY OF ENDODONTOLOGY PRIZE**

This prize, named in honour of Wladimir Adlivankine, a Past President and Treasurer of the ESE, will be awarded during the Congress. The regulations governing the award of the prize are available on the main ESE website, <http://www.e-s-e.org>

## **POSTER PRESENTATION OF RESEARCH**

A Poster Presentation will be held throughout the Congress. There will be a dedicated time slot at which Poster Presenters will be available to discuss their posters. The ESE Research Committee is responsible for the selection of research posters for presentation.

## **ORAL PRESENTATIONS ON FREELY CHOSEN SUBJECTS & CLINICAL POSTERS**

The Organising Committee invited authors to submit oral and clinical poster presentations for consideration and possible inclusion in the programme. Successful Oral Presentations will be included in the programme and successful clinical poster presentations will be on display during the Congress.

## **PRE-CONGRESS COURSES - Wednesday 23rd September**

### **The Wiley-Blackwell Workshop for Writers and Referees**

14.00 – 17.00 hrs

This half-day workshop hosted by Wiley-Blackwell and members of the International Endodontic Journal editorial team aims to:

- 1 Outline the purposes of scientific publication, the roles and responsibilities of peer reviewed journals within a clinical/scientific community, and the ethical responsibilities of researchers and prospective authors in planning, conducting and reporting their work.
- 2 Provide an overview of the history, mission and editorial structures of the International Endodontic Journal
- 3 Provide insight into the process of peer review and the responsibilities of reviewers to the Editor, to authors, to the Endodontic community.
- 4 Outline the features of well-planned and executed scientific studies, literature reviews and clinical articles.
- 5 Outline the features of a well-drafted manuscript.
- 6 Provide guidance on responding to the recommendations of referees and editors.
- 7 Provide opportunities for informal discussion with members of the Editorial team.

This workshop is open to all delegates of the European Society of Endodontology Congress, and may be of special value to:

- Young researchers who are in the process of designing studies for prospective publication.
- Individuals with limited experience of scientific publication.
- Individuals seeking better insight into the process of peer review and scientific publication.

### **Endodontic Microsurgery**

by Michiel de Cleen and Marga Ree 8.30 – 17.00 hrs

With the introduction of the operating microscope, predictable treatment options for solving complicated endodontic problems have improved significantly. Therefore, indications for apical surgery seem to have shifted somewhat in favour of nonsurgical root canal retreatment. It is still imperative to consider the choice of nonsurgical treatment or retreatment before surgical intervention. However, the use of magnification and supportive armamentarium has benefitted treatment procedures in periapical surgery as well. Endodontic surgery has evolved into endodontic microsurgery, a treatment modality that produces predictable outcomes in the healing of apical periodontitis.

This 1 day course consists of a theoretical and a practical part. For the practical part, the participants have an array of state of the art equipment at their disposal, e.g. operating microscopes, ultrasonic units, electro motors, microsurgical instruments and digital radiography. We will practice on surgery models that have been specially developed for this purpose, and that mimic the clinical situation very well.

Topics include:

- Soft and hard tissue management
- Crypt management and haemostasis
- Apicoectomy and ultrasonic retropreparation
- Selecting the proper materials for a retrofilling
- Suturing
- Post-operative care and pharmacological aspects

### **Mastering Excellence in Endodontics**

Dr Julian Webber 9.00 - 17.00 hrs

This all day seminar with ample hands on opportunities is designed for both general practitioners and endodontists taking participants to a higher level of excellence in all aspects of endodontics whilst simplifying and improving skills, increasing confidence and making endodontics fun and profitable.

Participants will benefit from Dr Webber's more than 30 years experience as a world renowned clinical endodontist. The techniques and nuances learnt will lead to predictable outcomes and clinically superior results to a standard that can be immediately implemented into your practice.

Topics to be discussed will include:

- Understanding endodontic disease
- How to improve irrigation of the root canal
- Working length principles: historic and modern
- Magnification and illumination
- Access cavities and new ultrasonic techniques and instruments
- Rotary and Hand NiTi with ProTaper Universal files
- Three dimensional obturation of the root canal system
- Retreatment concepts

Objectives of Hands On:

- Avoid mishaps and common mistakes in the preparation and filling of root canals
- Use the latest and newest Ultrasonic Tips
- Working with magnification
- Understand the importance of the 'Glide Path' for NiTi files to follow and how to create it by hand and/or with new rotary glide path files
- Use Rotary and Hand NiTi confidently to shape canals
- Predictably fill root canal systems quickly and efficiently with warm gutta percha obturation techniques
- Use ProTaper Universal Retreatment files to remove gutta percha and Carrier based devices

### **Non-Surgical Re-Treatment**

Dr Arnaldo Castellucci 9.00 - 17.00 hrs

This course on re-treatment will include a 'hands-on' with demonstrations of removal of a cast post; removal of a screw post; removal of previous obturating materials (sealer, gutta percha, silver; points; removal of broken instruments; bypassing a ledge and repair of a perforation).

### **The Literature based State of the Art in Endodontics: 2009**

Dr Richard Mounce 9.00 - 17.00 hrs

This multi media course is designed for the specialist. Areas covered will include diagnosis of atypical clinical cases, retreatment case selection and the state of the art in instrumentation, irrigation and obturation of the root canal system (using Twisted File technology and bonded obturation). The course will also include advanced surgical operating microscope techniques in retreatment and suggested methods for placing the post endodontic coronal seal.

After the course, the specialist participant should be familiar with:

- 1 Diagnostic methods in atypical clinical cases and case selection for complex retreatment.
- 2 Literature based methods of effective biomechanical cleansing of the root canal system.
- 3 Effective rotary nickel titanium file utilization with Twisted File technology.
- 4 Optimal obturation of root canal systems utilizing bonded warm filling techniques, including warm obturator based methods.

Hands on course objectives:

- 1 Provide a clinically relevant interactive learning experience.
- 2 Provide methods of cleansing, shaping and filling (with Twisted File and bonded obturation technology) that the participant can confidently take back into the office the next working day.

### **TRADE EXHIBITION**

There will be an extensive Trade Exhibition in the Conference Centre which will be open throughout the Congress. Companies interested in acquiring space should contact Annabel Thomas on +44 (0)1494 581542 or via email [info@eseedinburgh.com](mailto:info@eseedinburgh.com)

## SOCIAL PROGRAMME

### Wednesday 23rd September 2009

A Welcome Reception will be held between 18.00 – 20.00 hrs in the Cromdale Exhibition Hall, Edinburgh International Conference Centre. All delegates who have arrived on the Wednesday are welcome to attend free of charge. The Reception offers an excellent opportunity for delegates to meet the Exhibitors and Pre-Register prior to sessions commencing on the Thursday morning.

### Thursday 24th September 2009

A Congress Reception will be held in the famous Edinburgh Castle in the early evening, 18.45 - 20.15 hrs. Sitting majestically on Castle Rock, the castle has unrivalled views over the City of Edinburgh. The Castle is rich in history and home to Scotland's most important national treasures. It was also once the home of Mary Queen of Scots. The Reception will consist of drinks and light refreshments. Delegates should be aware that not all the Reception areas will be under cover and coats will be required. Also much of the ground is cobbled and therefore suitable footwear is advisable. Transport is available from the entrance to the castle to the main areas for the Reception for those who find walking on gradients difficult. It is planned that the evening will finish early enough for delegates to perhaps enjoy a meal in one of Edinburgh's fine restaurants.

### Friday 25th September 2009

The Congress Dinner will be held in the West Stand at Murrayfield Stadium, the home of Scottish Rugby. Enter the West Stand from pitch side via the Royal Box to the sounds of a Scottish Piper and enjoy a traditional Scottish Banquet. The Banquet will be followed by an After-Dinner speech by Mr Fred MacAulay, a well-known Scottish comedian who has a regular show on BBC Radio Scotland and has appeared on a number of television shows such as 'Have I got news for you'. The evening will conclude with a Ceilidh Band who will allow delegates to try traditional Scottish dancing and then revert to the more well known popular music.

## SPONSORSHIP

The ESE 2009 Organising Committee would like to thank the following companies, who, at the time of going to print, had offered their support to the Congress:-

### Gold Sponsorship

DENTSPLY MAILLEFER



SYBRONENDOEUROPE



### Silver Sponsorship

SATELEC-ACTEON EQUIPMENT



VDW GERMANY



### Bronze Sponsorship

J. MORITA EUROPE GMBH



QUALITY ENDODONTIC DISTRIBUTORS (QED LTD)



MICRO MEGA



GLOBAL SURGICAL CORPORATION/DP MEDICAL



# EndoInnovations III

SybronEndo offers you advanced technology for safer, more efficient procedures.



## REALSEAL 1 Warm-Bonded Obturator

All the components of RealSeal 1™ – sealer, filler and core – are resin-based materials that chemically bond with each other to form a *superior seal*. As an added benefit, this system's core is engineered to be easily seen on a radiograph.

## TF – Faster, Safer, Stronger

TF™ is twisted, not ground – unlike other nickel titanium files – making it more durable. Endodontic files are made by grinding the flutes, weakening the metal's molecular structure which can lead to separation. Our unique manufacturing process produces a file with optimal sharpness, strength and flexibility. TF allows you to work in difficult situations faster, safer and with a stronger file.



**SybronEndoEurope**

A DIVISION OF SYBRON DENTAL SPECIALTIES

*Safe files, superior fills.*

SybronEndo Europe, Basicweg 20, 3821 BR Amersfoort, The Netherlands  
tel: +31 33 4536 159 fax: +31 33 4536 153 email: endo@sybrondental.com

UK local number 01442 876 002 or email keith.morgan@sybrondental.com

## EXCURSIONS AND GOLF TOURS

Welcome to Edinburgh ... the city that has great history, wonderful restaurants, superb golf nearby, lots of interesting places to see, and of course one of the best conference centres in the world!

**Scotland Tours** is proud to be the preferred Tour Excursion supplier to delegates attending the 2009 European Society of Endodontology Congress (ESE 2009). We are a specialist tour operator arranging events, conferences, and bespoke leisure tours throughout Scotland, London and Ireland for guests to our country. In support of the Congress we are developing a series of leisure programmes exclusively for congress delegates, their spouses and families, which will include great tours, away days, and activity days. These will all be available on the dedicated web pages specially created for the ESE Congress 2009. [www.scotland-tours.com/esec2009](http://www.scotland-tours.com/esec2009)

### Activities will include:

- A 4 night, 3 round golf tour 19 – 22 September in the Troon area with golf on Prestwick, Dundonald and Western Gailles golf courses - limited to 24 players
- A 3 night 3 round golf tour 27 – 30 September in the golfing mecca of East Lothian playing North Berwick, Gullane 2, and Kilsplindie golf courses – limited to 24 players
- A day at the famous Nick Nairn Cook School on Wednesday 23 September - limited to 24 people
- A golf day for all delegates at the Congress, at the Marriott Dalmahoy Golf Resort and Spa on Wednesday 23 September limited to 100 golfers
- Away day programmes each day of the Congress for non delegates to include:- walking tours of Edinburgh, Fife and St Andrews, Stirling and Culross; the palaces and churches of the Borders, Castles and Gardens of Edinburgh; a highland safari on the moors above Aberfeldy, Paisley Abbey and Robert Burns Birthplace, all tours will be fully escorted by professional guides.
- Add-on tour options for those who wish to extend their visit to Scotland or to visit London or Ireland and enjoy a private holiday customised to their requirements, to include accommodation in 3 – 5 star hotels, castles and resorts, ground transport, activities, itinerary planning, and of course these services are available to delegates and any friends whom you may be travelling with.

A deposit of £20 per person, per activity, secures your place – book now! An early booking secures your choice of tour. This non-refundable deposit reserves your space on your selected tour or activity. Each tour and activity will have different costs and payments details, all of which are specified on the website.

Please refer regularly to the web site for news, opportunities and availability.



If you have a specific request, you are encouraged to make contact with us individually. We specialise on creating events, tours and holidays customised to the individuals requirements so please let us know what you would like and we will be pleased to assist.

This promises to be an exciting congress, and we hope you will consider extending your stay in Scotland to enjoy some of the great facilities and experiences Scotland has to offer.

Ronnie Pook  
Managing Director  
May 2009

### Contact details:

Website: [www.scotland-tours.com/esec2009](http://www.scotland-tours.com/esec2009)  
Email: [esec2009@scotland-tours.com](mailto:esec2009@scotland-tours.com)  
Telephone: 01383 727999 if dialling from UK or +44 1383 727999 if dialling from outwith the UK



# Quality Endodontic Distributors Ltd

triniti® NiTi



SteriFiles®  
K and H Type



SteriGates



sterile, single use, rotary and hand instruments

buy now at [www.qedendo.co.uk](http://www.qedendo.co.uk)

20  
years



Discover

Endo Easy Efficient®



## VDW – Experts in Endodontics

1869 **VDW** 2009  
140 years of expertise

No other field of dentistry has developed so rapidly over the past years. VDW has always been a driving force in innovative and user-friendly systems and products. From hand instruments through rotary nickel-titanium instruments to thermoplastic filling systems – we endeavour to make Endo Easy Efficient.

Visit us to see the latest additions to our product range:



[www.vdw-dental.com](http://www.vdw-dental.com)

## TRANSPORT

Edinburgh is linked to all major cities and airports in Britain. The high speed rail link to London takes just over four hours. Edinburgh's Waverley Station is about 10 minutes away by taxi and Haymarket Station is about 5 minutes away by foot. Edinburgh Airport is served by more than 40 airlines, including direct routes to New York, Toronto, Amsterdam, Berlin, Brussels, Zurich, Geneva, Paris, Madrid, Munich and Stockholm. Those who are not on a direct route can change at London Heathrow from where there are flights about every 30 minutes to Edinburgh during peak times. Edinburgh Airport is 12 kilometres from the centre of Edinburgh and is easily accessible by bus and taxi.

## ACCOMMODATION

The Edinburgh Convention Bureau has secured accommodation at a number of hotels and apartments in the City of Edinburgh at a range of costs. Should you wish to book your accommodation early to secure the most appropriate for your requirements please visit the Congress web-site [www.eseedinburgh.com](http://www.eseedinburgh.com) or telephone **Edinburgh Convention Bureau Tel: +44 131 473 3874**

## REGISTRATION

The Delegate Registration Fee includes entrance to scientific sessions and trade exhibition, congress printed material, refreshment breaks and lunch, Welcome Reception and Reception at Edinburgh Castle. The Accompanying Persons Registration Fee includes Refreshment Breaks and Lunch, Welcome Reception and Reception at Edinburgh Castle or just the evening receptions depending on which is purchased. A Full Time Student Registration will include entrance to the scientific sessions and trade exhibition, congress printed material, refreshment breaks and lunch. The Congress Dinner may also be purchased as a separate item. Students can purchase the Social Events by using Sections C and D of the registration form.

Delegates will receive confirmation of their registration via email.

Only registered delegates can attend the pre-congress courses.

Entrance to the congress, exhibition and social events is via tickets and badges. Badges will be supplied on registration and must be worn at all times.

## CANCELLATION POLICY

Notice of cancellation must be sent in writing to the Congress Administrator. A 50% refund will be made for cancellations until the 1st July 2009, after this no refund can be made. Substitution can be made in Consultation with the Congress Organisers.

## ACCOMPANYING PERSONS

With the aim of encouraging accompanying persons to attend the conference and enjoying what Edinburgh and the surrounding countryside has to offer we have offered two special packages. The first includes the Welcome Reception and Castle Reception on the Wednesday and Thursday evenings and also refreshments and lunch at the Conference Centre during the days of the conference. The second allows those who want more freedom during the day and would rather just attend the two evening receptions.

The Congress Dinner may also be purchased as a separate item.

## CONTINUING PROFESSIONAL DEVELOPMENT

Attendance at the Congress Scientific Sessions will qualify for CPD. The total number of hours for attendance at the whole programme is 17 hours. Delegates will be able to download attendance certificates from the web-site [www.eseedinburgh.com](http://www.eseedinburgh.com) after the Congress. Hours will be adjusted according to lectures attended.

## PASSPORT AND VISA

Non-EU nationals may require Visas. Information should be obtained from your local Embassy.

## CURRENCY AND LANGUAGE

The currency in Edinburgh is the Pound Sterling. English is the pre-dominant language and is spoken by all. The congress language is English.

## TIME

Scotland is on Greenwich Mean Time (GMT) which is one hour behind Central European Time (CET) and five hours ahead of U.S. Eastern time.

## CONGRESS ADMINISTRATION

**Mrs Annabel Thomas**  
ESE Congress Administrator  
ESE 2009  
P O Box 707  
Gerrards Cross  
Buckinghamshire SL9 0DR  
Tel/Fax: +44 (0)1494 581542  
Email: [info@eseedinburgh.com](mailto:info@eseedinburgh.com)  
Web: [www.eseedinburgh.com](http://www.eseedinburgh.com)

# Leaders always look to the future




IRRI SAFE



ENDO success



The P5 Newtron XS™ piezo-ultrasonic generator, EndoSuccess™ Titanium Niobium tips and IrriSafe™ instruments let you work precisely, in total control and perfect visibility, even in hardest-to-reach areas.



A Company of ACTEON Group • 17 av. Gustave Eiffel • BP 30216 • 33708 MERIGNAC cedex • FRANCE • Tel + 33 (0) 556 34 06 07 • Fax + 33 (0) 556 34 92 92 • E-mail: satelec@acteongroup.com • www.acteongroup.com

**GLOBAL**  
SURGICAL™ CORPORATION  
The Leader in Dental Microscopes



## Focusing on the Future of Dentistry

Global Surgical - The Leader in Dental Microscopes.

- Convenient magnification increments with 6 steps of magnification
- Full-mouth view and precision with optimal magnification range (2x - 19x)
- Excellent maneuverability
- New, easily adjustable eyepieces
- Maintains easy maneuverability, even with the addition of heavy accessories (cameras, co-observation systems) with the unique Counterbalance Support Arm (optional)



**GLOBAL**  
SURGICAL™ CORPORATION

www.globalsurgical.com  
international@globalsurgical.com  
+636-861-3388

**DP**  
MEDICAL  
VISION IN HEALTHCARE

www.dpmedicals.com  
sales@dpmedicals.com  
+44-20-8397-4455

**sds**  
Sigma Dental Systems

www.sigmadental.de  
vertrieb@sigmadental.de  
+49-46-195-7880

**ES**  
**MD**

VILNIUS 2010  
2<sup>nd</sup> Congress  
European Society  
of Microscope Dentistry  
www.esmd2010.com  
info@esmd2010.com

# The Number One in Every Class



Whether your interest is digital panoramic, cephalometric or 3D imaging – at J. Morita you always get the best device for the most precise diagnoses. As a pioneer in volume tomography we are familiar with the high requirements of diagnosticians. Our wide variety of devices and choice of combinations provide you with the sharpest imaging of details down to 80 µm.

From the first step, upgradable 2D devices, to the basic version Veraviewepocs 3De and the high-quality X-Ray CT unit 3D Accuitomo 170, one thing always remains unchanged: You obtain the highest imaging quality from the lowest effective radiation dose and the shortest scan times. Nothing is more elementary than the correct diagnosis.

Trust the number one in the class! We would be happy to advise you. Phone +49 (6074) 836-0 or visit our website at [www.jmoritaeurope.com](http://www.jmoritaeurope.com)



**MORITA**

Thinking ahead. Focused on life.

**NEW**



**Revo-S<sup>®</sup>**  
an endo **revolution**

We invent,  
you succeed!



- Optimal cleaning
- Perfect safety
- High performance

A unique and innovating sequence with only 3 instruments!

**1 - 2 - 3 ... Apex!**

For further information

[www.revo-s.com](http://www.revo-s.com) - [www.micro-mega.com](http://www.micro-mega.com)

## 14th Biennial Congress of the European Society of Endodontology

### CONGRESS ADMINISTRATION

Mrs Annabel Thomas  
ESE Congress Administrator  
ESE 2009 P O Box 707  
Gerrards Cross, Buckinghamshire SL9 0DR  
Tel/Fax: +44 (0)1494 581542 Email: [info@eseedinburgh.com](mailto:info@eseedinburgh.com)

[www.eseedinburgh.com](http://www.eseedinburgh.com)

# ENDO FROM A TO Z

## GT<sup>®</sup> SERIES

ROTARY FILES

### ADVANCED M-WIRE™ NITI ENGINEERING...

- Resistance to cyclic fatigue, the leading cause of file separation
- Increased flexibility to follow curved canals
- Cutting efficiency is increased by the deeper chip space created by the wider flutes
- Faster speed to desired shape.

## PathFile™

MAKING THE GUIDE PATH ACCESSIBLE TO EVERY CLINICIAN PATHFILE™, A NICKEL-TITANIUM ROTARY SOLUTION

- Flexible and resistant to cyclic fatigue, these new files offer many advantages compared to manual solutions.



## START-X™

ULTRASONIC INSERTS FOR ACCESS CAVITY REFINEMENT AND CANAL ORIFICE LOCATION

- One tip, one clinical indication
- Micro milled active part
  - Water port
  - Excellent resistance to fracture.



NEW

## X-SMART™ EASY

THE CORDLESS ENDO MOTOR FOR THE GENERAL PRACTITIONER

- Cordless & lightweight
- Small contra-angle head
- Simple to use featuring LCD display
- Complete set of torque & speed settings
- Auto reverse.



## X-SMART™ DUAL/S

ENDO MOTORS FOR THE GENERAL DENTAL PRACTITIONER

- Same features as the X-SMART™ + integrated apex locator.
- 3 modes of use:
  - motor alone - apex locator alone - motor & apex locator combined.



**DENTSPLY**  
MAILLEFER

www.dentsplymailefer.com